

Effective: July 3, 2006

American Wire Rope Company

Rosenberg, Texas

AWARCO

Wire Rope Price Schedule WR706

Red & Yellow Strand is a
Registered Trademark of
Kulkoni, Inc.



Manufacturing Plant: 1615 Spur 529 • Rosenberg, TX 77471
Sales & Distribution: Kulkoni, Inc. 502 Garden Oaks Blvd. • Houston, TX 77018
Phone: (713) 691-1234 or (800) 231-2357 • Fax: (713) 691-3973
E-Mail: info@kulkoni.com

WIRE ROPE



IMPORTANT WARNINGS

Failure to follow warnings and instructions can result in serious injury or death.

WIRE ROPE IS A MACHINE. Understand and respect it.

Like any machine, it needs proper care and maintenance for optimal safety and long service life. For a better understanding of wire rope we highly recommend the Wire Rope Users Manual by the Wire Rope Technical Board. Wire Rope Technical Board 515 King Street, Suite 420, Alexandria VA 22314-3137.

Phone: (703) 739-3753 Fax:(703) 684-6048.

Refer to the General Warnings on pages 3 and 4.

These warnings also apply to wire rope. Only **additional** warnings and information are listed below.

Rated Capacity.

Rated capacity is the load which a new wire rope may handle under given operating conditions and at assumed design factor. A design factor of 5 is chosen most frequently for wire rope. (Operating loads not to exceed 20% of catalog Breaking Strength.) Operating loads may have to be reduced when life, limb or valuable property are at risk or other than new rope is used. A design factor of 10 is usually chosen when wire rope is used to carry personnel. (Operating loads not to exceed 10% of catalog Breaking Strength.)

Responsibility for choosing a design factor rests with the user.

Attachments must have at least the same Working Load Limit as the wire rope used.

Clips, sockets, thimbles, sleeves, hooks, links, shackles, sheaves, blocks, etc. must match in size, material and strength to provide adequate safety protection.

Proper installation is crucial for maximum efficiency and safety.

Keep out from under a raised load.

Do not operate load over people. Do not ride on load. Conduct all lifting operations in such a manner that if equipment were to fail or break, no personnel would be injured. This means: **KEEP OUT FROM UNDER A RAISED LOAD, DO NOT OPERATE LOADS OVER PEOPLE AND KEEP OUT OF THE LINE OF FORCE OF ANY LOAD.**

Avoid shock loads.

Avoid impacting, jerking or swinging of load. Working Load limit will not apply in these circumstances because a shock load is generally significantly greater than the static load.

Inspect wire rope regularly.

Use inspection instructions as guidelines only. Additional technical information on wire rope inspection can be obtained from the sources listed on page 77 (Technical Safety Sources). Two of the most important prerequisites for inspecting wire rope are technical knowledge and **experience**.

Check the general condition of the wire rope. Also, look for localized damage and wear, especially at wire rope attachments. Inspect all parts that come in contact with the wire rope. Poor performance of wire rope can often be traced back to worn or wrong-sized sheaves, drums, rollers, etc. Look for kinks, broken wires, abrasions, lack of lubrication, rust damage, crushing, reduction of diameter, stretch or other obvious damage. If any of these conditions exists or if there is **any other apparent damage to the wire rope**, retire the wire rope according to the instructions below.

When in doubt about the extent of the damage, retire the wire rope in question immediately. Without laboratory analysis, it is **impossible** to determine the strength of damaged or used wire. Thus, you will not be able to tell whether wire rope with any amount of damage is safe to use. Retire the wire rope that is damaged. For specific inspection procedures check various OSHA and ANSI publications.

GENERAL INFORMATION

The following provisions apply to this price schedule and may be changed without notice.

DELIVERY TERMS: Prices listed are F.O.B. shipping point with freight at lowest published tariff rates allowed to any common carrier point in the continental USA except Alaska and Hawaii, on shipments of 5,000 lbs. or more, routing is at shipper's option.

TERMS OF PAYMENT: Subject to approval of our credit department, our terms are 1% for payment with-in 15 days and net payment 30 days from date of invoice.

WARRANTY: Any warranty, expressed or implied, on quality, performance, or fitness for use of wire rope products is always premised on the condition that the published breaking strengths apply only to new, unused rope; that the mechanical equipment on which such products are used is properly designed and maintained; that such products are properly stored, handled, used, and maintained; and that they are properly inspected from time to time during the period of use.

CORES: Cores may be natural fiber cores or synthetic. Steel cores may be wire strand or independent wire rope at our option unless otherwise specified.

UNLISTED CONSTRUCTIONS: Six-strand ropes having 9 to 26 wires per strand take the price of 6 x 19 ropes. Six-strand ropes having 27 to 49 wires per strand take the price of 6 x 36 ropes.

REEL RETURN: No credit will be allowed for the return of empty reels.

EXTRA CHARGE: An extra amount may be charged for lengths under 50 feet and floor-measured lengths.

PRICES: All prices are subject to change without notice and are subject to seller's prices in effect at time of shipment. The prices herein are net and exclude any city, county, state, or federal taxes where applicable.

ACCEPTABLE STRENGTH: In accordance with Federal Specification RRW-410D, wire rope will be assumed to have an acceptance strength of not less than 2-1/2% below the nominal breaking strengths listed.

NOTE: Some items listed in this price schedule may not be manufactured by AWARCO but are offered from other domestic manufacturers, subject to availability.

BRIGHT WIRE ROPE — 6 X 19 CLASS


According to Federal Specification RR-W-410E. Meets the performance requirements of API-9A, and A.S.T.M. A1023/1023M Wire Rope for General Purposes, as applicable. Preformed, right regular lay.

FIBER CORE (EIPS)			
Diameter in Inches	Approx. Weight per foot in Pounds	Breaking Strength in Tons*	Price Per Foot **
1/4	.105	3.01	\$2.03
5/16	.164	4.69	\$2.37
3/8	.236	6.71	\$2.60
7/16	.32	9.1	\$3.03
1/2	.42	11.8	\$3.20
9/16	.53	14.9	\$3.58
5/8	.66	18.4	\$4.12
3/4	.95	26.2	\$5.78
7/8	1.29	35.4	\$7.56
1	1.68	46.0	\$9.31
1.1/8	2.13	57.9	\$11.17
1.1/4	2.63	71.1	\$13.19


IWRC (EIPS)			
Diameter in Inches	Approx. Weight per foot in Pounds	Breaking Strength in Tons*	Price Per Foot **
1/4	.116	3.4	\$2.03
5/16	.18	5.27	\$2.37
3/8	.26	7.55	\$2.60
7/16	.35	10.2	\$3.03
1/2	.46	13.3	\$3.20
9/16	.59	16.8	\$3.58
5/8	.72	20.6	\$4.12
3/4	1.04	29.4	\$5.78
7/8	1.42	39.8	\$7.56
1	1.85	51.7	\$9.31
1.1/8	2.34	65.0	\$11.17
1.1/4	2.89	79.9	\$13.19
1.3/8	3.50	96.0	\$15.90
1.1/2	4.16	114.0	\$18.83
1.5/8	4.88	132.0	\$22.65
1.3/4	5.67	153.0	\$26.59

****Add 7.5% for EEIPS grade.**


*Listed for comparison only. Actual operating loads may vary, but should never exceed the recommended design factor or 20% of catalog Breaking Strength.



**6 X 26 WARRINGTON
SEALE WITH FIBER CORE**



**6 X 25 FILLER WIRE
WITH IWRC**



**6 X 26 WARRINGTON
SEALE WITH IWRC**

BRIGHT WIRE ROPE — 6 X 36 CLASS


According to Federal Specification RR-W-410E. Meets the performance requirements of API-9A, and A.S.T.M. A1023/1023M Wire Rope for General Purposes, as applicable. Preformed, right regular lay.

FIBER CORE (EIPS)			
Diameter in Inches	Approx. Weight per foot in Pounds	Breaking Strength in Tons*	Price Per Foot **
1/4	.105	3.01	\$2.67
5/16	.164	4.69	\$3.13
3/8	.236	6.71	\$3.58
7/16	.32	9.1	\$3.85
1/2	.42	11.8	\$4.28
9/16	.53	14.9	\$4.69
5/8	.66	18.4	\$5.25
3/4	.95	26.2	\$6.81
7/8	1.29	35.4	\$8.60
1	1.68	46.0	\$10.71
1.1/8	2.13	57.9	\$13.08
1.1/4	2.63	71.1	\$15.51


IWRC (EIPS)			
Diameter in Inches	Approx. Weight per foot in Pounds	Breaking Strength in Tons*	Price Per Foot **
1/4	.11	3.4	\$2.67
5/16	.18	5.27	\$3.13
3/8	.26	7.55	\$3.58
7/16	.35	10.2	\$3.85
1/2	.46	13.3	\$4.28
9/16	.59	16.8	\$4.69
5/8	.72	20.6	\$5.25
3/4	1.04	29.4	\$6.81
7/8	1.42	39.8	\$8.60
1	1.85	51.7	\$10.71
1.1/8	2.34	65.0	\$13.08
1.1/4	2.89	79.9	\$15.50
1.3/8	3.50	96.0	\$18.12
1.1/2	4.16	114.0	\$21.58
1.5/8	4.88	132.0	\$25.94
1.3/4	5.67	153.0	\$30.75

****Add 7.5% for EEIPS grade.**

*Listed for comparison only. Actual operating loads may vary, but should never exceed the recommended design factor or 20% of catalog Breaking Strength.



6 X 36 WARRINGTON
SEALE WITH FIBER CORE



6 X 36 WARRINGTON
SEALE WITH IWRC


GALVANIZED WIRE ROPE — 6 X 19 CLASS

According to Federal Specification RR-W-410E. Meets the performance requirements of API-9A, and A.S.T.M. A1023/1023M Wire Rope for General Purposes, as applicable. Preformed, right regular lay.


Drawn Galvanized FIBER CORE (EIPS)*			
Diameter in Inches	Approx. Weight per foot in Pounds	Breaking Strength in Tons*	Price Per Foot
3/8	.236	6.71	\$3.31
7/16	.32	9.10	\$3.86
1/2	.42	11.8	\$4.07
9/16	.53	14.9	\$4.56
5/8	.66	18.4	\$5.25
3/4	.95	26.2	\$7.36
7/8	1.29	35.4	\$9.63
1	1.68	46.0	\$11.86
1.1/8	2.13	57.9	\$14.23
1.1/4	2.63	71.1	\$16.80

Drawn Galvanized IWRC (EIPS)*			
Diameter in Inches	Approx. Weight per foot in Pounds	Breaking Strength in Tons*	Price Per Foot
3/8	.26	7.55	\$3.31
7/16	.35	10.2	\$3.86
1/2	.46	13.3	\$4.07
9/16	.59	16.8	\$4.56
5/8	.72	20.6	\$5.25
3/4	1.04	29.4	\$7.36
7/8	1.42	39.8	\$9.63
1	1.85	51.7	\$11.86
1.1/8	2.34	65.0	\$14.23
1.1/4	2.89	79.9	\$16.80
1.3/8	3.50	96.0	P.O.A.
1.1/2	4.16	114.0	P.O.A.
1.5/8	4.88	132.0	P.O.A.
1.3/4	5.67	153.0	P.O.A.

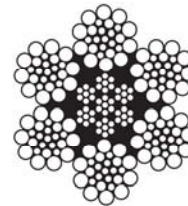
*Listed for comparison only. Actual operating loads may vary, but should never exceed the recommended design factor or 20% of catalog Breaking Strength.



6 X 26 WARRINGTON
SEALE WITH FIBER CORE



6 X 25 FILLER WIRE
WITH IWRC



6 X 26 WARRINGTON
SEALE WITH IWRC


GALVANIZED WIRE ROPE — 6 X 36 CLASS

According to Federal Specification RR-W-410E. Meets the performance requirements of API-9A, and A.S.T.M. A1023/1023M Wire Rope for General Purposes, as applicable. Preformed, right regular lay.


Drawn Galvanized FIBER CORE (EIPS)*			
Diameter in Inches	Approx. Weight per foot in Pounds	Breaking Strength in Tons*	Price Per Foot
3/8	.236	6.71	\$4.56
7/16	.32	9.1	\$4.90
1/2	.42	11.8	\$5.45
9/16	.53	14.9	\$5.97
5/8	.66	18.4	\$6.69
3/4	.95	26.2	\$8.68
7/8	1.29	35.4	\$10.96
1	1.68	46.0	\$13.64
1.1/8	2.13	57.9	\$16.67
1.1/4	2.63	71.1	\$19.76

Drawn Galvanized IWRC (EIPS)*			
Diameter in Inches	Approx. Weight per foot in Pounds	Breaking Strength in Tons*	Price Per Foot
3/8	.26	7.55	\$4.56
7/16	.35	10.2	\$4.90
1/2	.46	13.3	\$5.45
9/16	.59	16.8	\$5.97
5/8	.72	20.6	\$6.69
3/4	1.04	29.4	\$8.68
7/8	1.42	39.8	\$10.96
1	1.85	51.7	\$13.64
1.1/8	2.34	65.0	\$16.67
1.1/4	2.89	79.9	\$19.76
1.3/8	3.50	96.0	\$23.09
1.1/2	4.16	114.0	P.O.A.
1.5/8	4.88	132.0	P.O.A.
1.3/4	5.67	153.0	P.O.A.

*Listed for comparison only. Actual operating loads may vary, but should never exceed the recommended design factor or 20% of catalog Breaking Strength.



6 X 36 WARRINGTON
SEAL WITH FIBER



6 X 36 WARRINGTON
SEAL WITH IWRC




ROTATION RESISTANT WIRE ROPE

These wire ropes are specially designed for use when rotation must be kept to a minimum. Strict adherence to breaking-in procedures and proper handling during use are extremely important with these ropes.

8 x 19 CLASS, BRIGHT - Rotation Resistant, Steel Core (IWRC)

According to Federal Specification RR-W-410E. Meets the performance requirements of API-9A, and A.S.T.M. A1023/1023M Wire Rope for General Purposes, as applicable. IWRC, bright, preformed, EIPS.

Extra Improved Plow Steel			
Diameter in Inches	Approx. Weight per Foot in Pounds	Breaking Strength in Tons*	Price Per Foot
1/2	.47	11.6	\$4.18
9/16	.60	14.7	\$4.64
5/8	.73	18.1	\$5.34
3/4	1.02	24.0	\$7.32
7/8	1.06	25.9	\$9.88
1	1.44	35.0	\$11.82




8 X 25 SPIN RESISTANT WITH IWRC

19 x 7 CLASS, BRIGHT - Rotation Resistant

According to Federal Specification RR-W-410E. Meets the performance requirements of API-9A, and A.S.T.M. A1023/1023M Wire Rope for General Purposes, as applicable. WSC, EIPS.

Extra Improved Plow Steel			
Diameter in Inches	Approx. Weight per foot in Pounds	Breaking Strength in Tons*	Price Per Foot
3/8	.25	6.15	\$3.44
7/16	.35	8.33	\$3.62
1/2	.45	10.80	\$4.02
9/16	.58	13.60	\$4.46
5/8	.71	16.80	\$5.14
3/4	1.02	24.00	\$7.12
7/8	1.39	32.50	\$9.52
1	1.82	42.20	\$11.40
1.1/8	2.30	53.10	\$13.60
1.1/4	2.84	65.10	\$16.06



19 X 7 ROTATION RESISTANT WITH WIRE STRAND CORE

*These strengths apply only when a test is conducted with both ends fixed. When in use, these ropes' strengths will be reduced if one end is free to rotate.

Recommended working load not to exceed 1/5 of breaking strengths shown above for 8x19 and 19x7 ropes.

Note: Rotation resistant ropes shown on this page have been produced by domestic manufacturers other than American Wire Rope Company.