



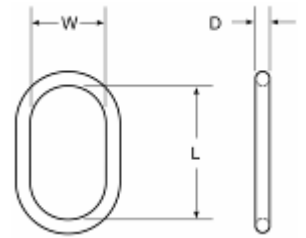
IMPORTED and DOMESTIC LINKS

CAUTION: NEVER EXCEED THE WORKING LOAD LIMIT.
Read important warnings and information in T.O.C. > GENERAL WARNINGS and LINKS ⚠.

OBLONG MASTER LINKS, ALLOY

A.S.T.M. A952/A906*. Welded or forged*, painted.

Diameter in Inches	DOMESTIC W.L.L. in Pounds*	IMPORT W.L.L. in Pounds*	Link Dimensions in Inches (+/- 4%)		Approximate Weight Each in Pounds
			-W-	-L-	
			Width	Length	
1/2"	7,000	6,100	2.3/4	4.3/4	.97
5/8"	—	7,750	3.0	5.1/2	1.45
3/4"	12,300	12,300	3.3/4	6.1/4	2.64
1"	24,360	20,800	4.5/8	7.1/2	5.57
1.1/4"	36,200	31,300	5.1/8	9.0	10.38
1.1/2"	54,300	49,000	5.1/4	10.5	16.50
1.3/4"	84,900	73,500	6.0	12.0	24.80
2"	102,600	88,900	7.0	14.0	37.60
2.1/4"	143,100	125,200	8.0	16.0	54.30
2.1/2"	160,000	147,300	8.0	16.0	68.00
2.3/4"	216,900	187,800	9.0	16.0	85.60
3"	228,000	—	10.0	19.0	136.00
3.1/2"	279,000	—	12.0	24.0	228.00



ALL oblong master links are individually proof tested in accordance with the requirements of ASTM A952 / A906.

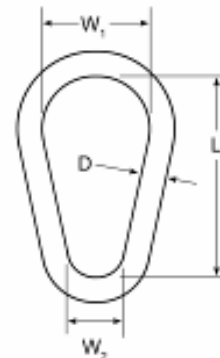
All oblong master links meet or exceed the performance requirements of A.S.T.M. A952 - Standard Specification for Forged Grade 80 Alloy Steel Lifting Components and Welded Attachment Links and the mechanical requirements of A.S.T.M. 906, Standard Specification for Alloy Steel Chain Slings for Overhead Lifting - as applicable.

* All welded master links have a 4:1 design factor — Forged (weldless) domestic links are available in sizes 1/2" - 1.1/2" with a 5:1 design factor.

PEAR SHAPED SLING LINKS

3/8" through 1.1/4" forged. Larger sizes welded. Heat treated, painted, or hot galvanized.

-D- Size in Inches	Working Load Limit in Pounds*	L x W1 x W2	Approximate Weight Each in Pounds
3/8"	1,800	2.25 x 1.50 x .75	.25
1/2"	2,900	3.00 x 2.00 x 1.00	.58
5/8"	4,200	3.75 x 2.50 x 1.25	1.12
3/4"	6,000	4.50 x 2.75 x 1.38	1.92
7/8"	8,300	5.25 x 3.50 x 1.75	3.03
1"	10,800	6.00 x 3.75 x 1.88	4.58
1.1/4"	16,750	7.75 x 5.00 x 2.50	8.96
1.3/8"	43,000	8.50 x 5.50 x 2.75	11.65
1.1/2"	47,880	12.00 x 6.00 x 3.00	17.00
1.3/4"	62,520	12.00 x 7.00 x 4.00	24.30
2"	97,680	14.00 x 7.00 x 4.00	37.00
2.1/4"	119,400	14.00 x 7.00 x 4.00	47.50
2.1/2"	147,300	15.50 x 10.00 x 5.00	67.00
2.3/4"	178,200	16.00 x 9.00 x 7.00	83.90



Sizes 3/8" thru 1.1/4" Carbon Steel, Ultimate Breaking Strength is 6 times Working Load Limit. Proof Load tested.

Sizes 1.3/8" thru 2.3/4" Alloy Steel. Ultimate Breaking Strength is 4 times Working Load Limit.

Proof Load Tested.

* Single Leg Sling (in-line) or maximum load capacity on multiple legs, where the included angle is 120° degrees or less.

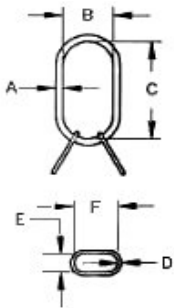


IMPORTED and DOMESTIC LINKS

CAUTION: NEVER EXCEED THE WORKING LOAD LIMIT.
Read important warnings and information in T.O.C. > GENERAL WARNINGS and LINKS ⚠️.

GRADE 80 SUB ASSEMBLY, ALLOY

Grade 80 alloy, heat treated. Painted. Meets the performance requirements of ASTM A952



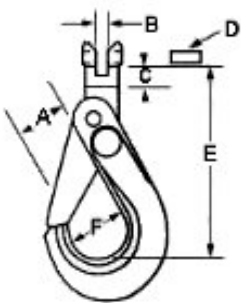
Dimensions in Inches								Approximate Weight Each in Pounds
Size	Chain Size	A	B	C	D	E	F	
3/4"	9/32"	.80	3.75	6.30	.50	2.36	4.33	4.7
1"	3/8"	1.05	4.33	7.50	.75	3.75	6.30	11.4
1.1/4"	1/2"	1.27	5.10	9.00	1.00	4.33	7.50	20.3
1.1/2"	5/8"	1.50	5.90	10.80	1.13	5.10	9.05	36.4
1.3/4"	3/4"	1.75	7.10	13.40	1.25	5.10	9.05	54.0
2"	7/8"	2.00	7.50	13.75	1.50	6.00	11.90	90.0
2.1/4"	1"	2.25	7.90	15.75	1.75	7.10	13.80	129.0

GRADE 80 ALLOY FITTINGS

CAUTION: NEVER EXCEED THE WORKING LOAD LIMIT.
Read important warnings and information in T.O.C. > GENERAL WARNINGS and LINKS ⚠️.

GRADE 80 SELF LOCKING CLEVIS HOOK

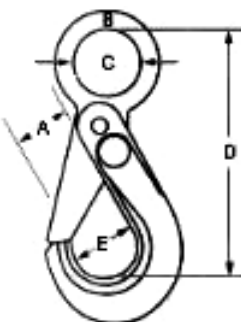
Grade 80 alloy, heat treated. Painted. Meets the performance requirements of ASTM A952



Dimensions in Inches								Approximate Weight Each in Pounds
Size	W.L.L. in lbs.	A	B	C	D	E	F	
9/32-5/16"	4,500	1.09	.34	.43	.35	3.72	1.42	1.2
3/8"	7100	1.50	.48	.55	.51	4.92	1.81	2.6
1/2"	12000	1.81	.60	.69	.63	6.18	2.36	5.0
5/8"	18100	2.24	.75	.77	.82	7.44	2.95	9.0

GRADE 80 SELF LOCKING EYE HOOK

Grade 80 alloy, heat treated. Painted. Meets the performance requirements of ASTM A952

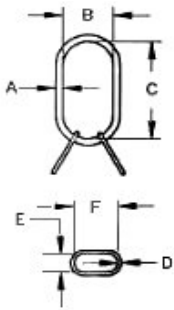


Dimensions in Inches							Approximate Weight Each in Pounds
Size	W.L.L. in lbs.	A	B	C	D	E	
9/32-5/16"	4,500	1.08	.39	1.02	4.43	1.42	1.2
3/8"	7,100	1.50	.51	1.30	5.94	1.81	2.5
1/2"	12,000	1.81	.63	1.65	7.28	2.36	4.9
5/8"	18,100	2.24	.71	2.05	9.05	2.95	8.8



IMPORTED and DOMESTIC LINKS—GRADE 100

CAUTION: NEVER EXCEED THE WORKING LOAD LIMIT.
Read important warnings and information in T.O.C. > GENERAL WARNINGS and LINKS ⚠️.



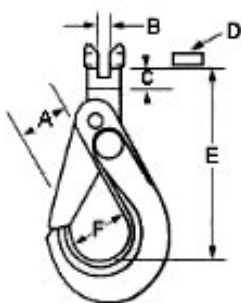
GRADE 100 SUB ASSEMBLY, ALLOY

Grade 100 alloy, heat treated. Painted. Meets the performance requirements of ASTM A952

Dimensions in Inches								Approximate Weight Each in Pounds
Size	Chain Size	A	B	C	D	E	F	
3/4"	9/32"	0.75	2.95	5.31	0.50	0.98	2.13	2.65
7/8"	5/16"	0.88	3.62	6.50	0.63	1.34	2.76	5.07
1"	3/8"	1.00	3.94	7.09	0.75	1.57	3.35	7.85
1.1/4"	1/2"	1.25	4.33	7.87	0.88	1.97	4.53	13.34
1.1/2"	5/8"	1.50	5.51	10.24	1.00	2.56	5.51	22.05

GRADE 100 ALLOY FITTINGS

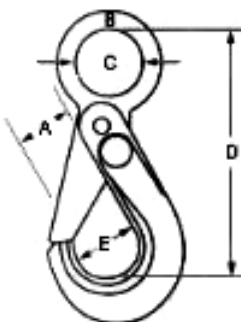
CAUTION: NEVER EXCEED THE WORKING LOAD LIMIT.
Read important warnings and information in T.O.C. > GENERAL WARNINGS and LINKS ⚠️.



GRADE 100 SELF LOCKING CLEVIS HOOK

Grade 100 alloy, heat treated. Painted. Meets the performance requirements of ASTM A952

Dimensions in Inches								Approximate Weight Each in Pounds
Size	W.L.L. in lbs.	A	B	C	D	E	F	
9/32	4,300	1.34	0.35	0.39	0.35 x 0.89	4.84	1.69	2.09
5/16"	5,700	1.34	0.35	0.39	0.39 x 0.89	4.84	1.69	2.09
3/8"	8,800	1.77	0.47	0.55	0.51 x 1.24	5.63	2.20	3.53
1/2"	15,000	2.01	0.59	0.67	0.63 x 1.65	7.09	2.72	7.05
5/8"	22,600	2.36	0.75	0.75	0.82 x 2.03	8.46	3.15	13.23
3/4"	35,300	2.76	0.91	1.02	0.94 x 2.87	9.96	3.54	21.61



GRADE 100 SELF LOCKING EYE HOOK

Grade 100 alloy, heat treated. Painted. Meets the performance requirements of ASTM A952

Dimensions in Inches							Approximate Weight Each in Pounds
Size	W.L.L. in lbs.	A	B	C	D	E	
9/32-5/16"	5,700	1.34	0.47	0.98	5.31	1.69	2.12
3/8"	8,800	1.77	0.63	1.30	6.61	2.20	3.64
1/2"	15,000	2.01	0.79	1.57	8.07	2.72	7.16
5/8"	22,600	2.36	1.06	1.97	9.88	3.15	13.45
3/4"	35,300	2.76	1.18	2.36	11.42	3.54	21.61