
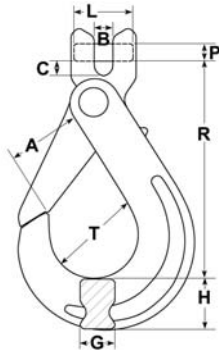


ALLOY CHAIN FITTINGS, GRADE 100

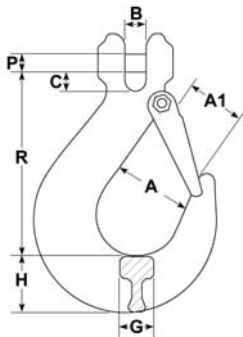
CAUTION: NEVER EXCEED THE WORKING LOAD LIMIT.
 Read important warnings and information in T.O.C. > GENERAL WARNINGS and HOOKS .

SELF-LOCKING CLEVIS HOOK, GRADE 100



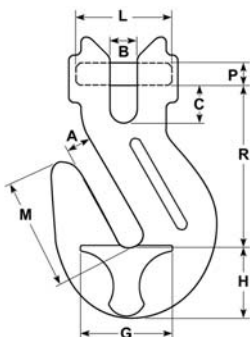
For Chain	Dimensions								Weight Ea. in Pounds	WLL in Pounds
	A	B	C	G	H	R	T	PxL		
9/32"	1.34	0.35	0.39	0.79	1.02	4.84	1.69	.35 * .89	2.09	4,300
5/16"	1.34	0.35	0.39	0.79	1.02	4.84	1.69	.39 * .89	2.09	5,700
3/8"	1.77	0.47	0.55	0.98	1.18	5.63	2.20	.51 * 1.24	3.53	8,800
1/2"	2.01	0.59	0.67	1.38	1.57	7.09	2.72	.63 * 1.65	7.05	15,000
5/8"	2.36	0.75	0.75	1.42	1.97	8.46	3.15	.82 * 2.03	13.23	22,600
3/4"	2.76	0.91	1.02	2.36	2.64	9.96	3.54	.94 * 2.87	21.61	35,300

CLEVIS SLING HOOK W/ FORGED LATCH, GRADE 100



For Chain	Dimensions								Weight Ea. in Pounds	WLL in Pounds
	A	A1	B	C	G	H	R	PxL		
9/32"	1.34	1.02	0.37	0.39	0.75	1.10	3.74	0.35 * 0.89	1.21	4,300
5/16"	1.34	1.02	0.37	0.39	0.75	1.10	3.74	0.39 * 0.89	1.10	5,700
3/8"	1.57	1.22	0.47	0.53	0.98	1.30	4.33	0.51 * 1.16	2.20	8,800
1/2"	2.01	1.57	0.59	0.67	1.18	1.57	5.35	0.63 * 1.46	3.75	15,000
5/8"	2.20	1.77	0.71	0.87	1.46	1.89	6.10	0.79 * 2.05	7.05	22,600
3/4"	2.36	2.09	0.91	1.02	2.01	2.05	7.28	0.94 * 2.87	11.02	35,300

CRADLE CLEVIS GRAB HOOK, GRADE 100



For Chain	Dimensions								Weight Ea. in Pounds	WLL in Pounds
	A	B	C	G	H	R	M	PxL		
9/32"	0.39	0.39	0.45	1.18	1.10	2.58	1.85	0.35 * 0.89	0.97	4,300
5/16"	0.39	0.39	0.43	1.18	1.10	2.56	1.85	0.39 * 0.91	0.97	5,700
3/8"	0.51	0.51	0.59	1.34	1.34	3.15	2.17	0.51 * 1.24	2.12	8,800
1/2"	0.67	0.67	0.69	1.85	1.85	4.15	3.19	0.63 * 1.65	4.63	15,000
5/8"	0.75	0.75	0.72	2.52	2.52	4.40	3.62	0.83 * 2.03	7.50	22,600
3/4"	0.93	0.91	0.87	3.31	3.31	4.65	3.94	0.94 * 2.42	11.46	35,300